

NORTHERN PROVINCIAL COUNCIL PRE ELECTION SURVEY

September 2013

Social Indicator, the survey research unit of the Centre for Policy Alternatives, conducted an opinion poll in August 2013 in the run up to the Northern Provincial Council Elections.

Provincial Elections in the Northern Province will be held on the 21st of September 2013 - the first time in 25 years. According to the Department of Elections, 714,488 people are registered to vote.



Photograph by Vikalpa

KEY FINDINGS

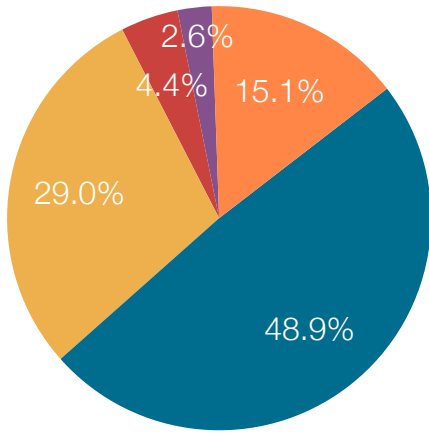
This poll did not intend to forecast the election results but rather to assess the views of the people with regard to the upcoming election, issues that are important to the community and changes experienced since the end of war.

Job opportunities, improving education, housing and improving roads and transport appear to be the most important issues for people and their community. In the last four years, majority of the respondents (63.7%) believe that development in the Northern Province has somewhat improved while 26.1% say that it has greatly improved. When it comes to personal security, 41.3% state that it has somewhat improved in the last four years while 21.6% say that there has been no change. Almost 40% believe that their livelihoods have somewhat improved while 33.9% say that there has been no change.

When selecting candidates the most important factor that matter to most respondents is that candidates are engaged in community service and village development while honest, suitable candidates with good policies come a close second. Most respondents appear optimistic about the upcoming election with 34.2% believing that the NPC elections will be free and fair and while 24% say they maybe free and fair. Almost 34% of respondents believe that the TNA will win the elections while 21.7% believe it will be the UPFA.

Leaving aside the period of elections, how much interest would you say you have in politics and public affairs in general?

- Great deal of interest
- No interest at all
- No response
- Some interest
- Don't know/Not sure



The three most important issues to the local community -

1. Job opportunities
2. Improving education
3. Housing

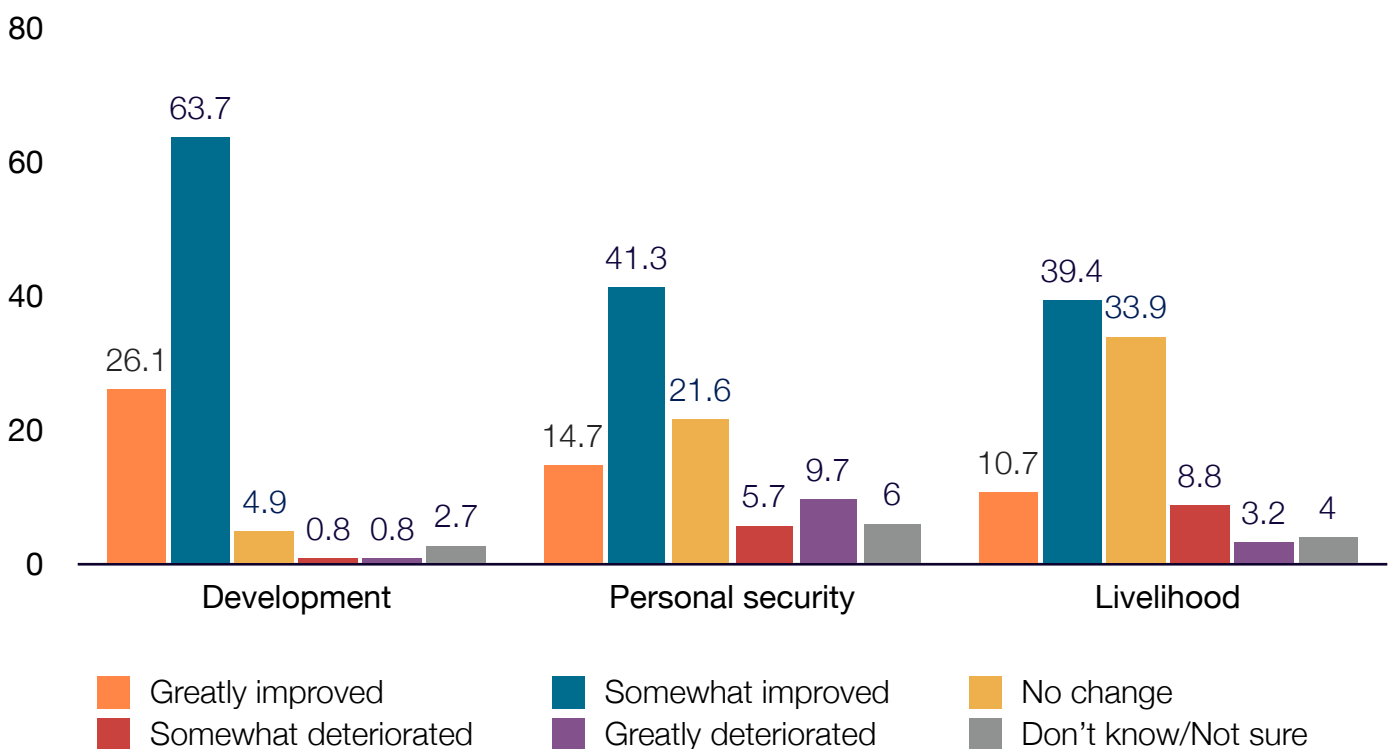
What is the basic objective of the 13th Amendment?

- Strengthen the power of the President against Parliament – **9.7%**
- Devolve more powers to the Provinces – **24.1%**
- Make Sinhala an official language of Sri Lanka – **2.6%**
- Increase the centralisation of power in Sri Lanka – **3.9%**
- Don't know/ Not sure – **38.1%**
- No response **26.1%**

88.8% of respondents were aware of the Government's development programme '*Uthuru Wasanthaya*' (*Northern Spring*). When asked if they have benefited from the programme, **54.2% said no** while **11.6% said they have got roads** and **9.8% said they have got electricity**.

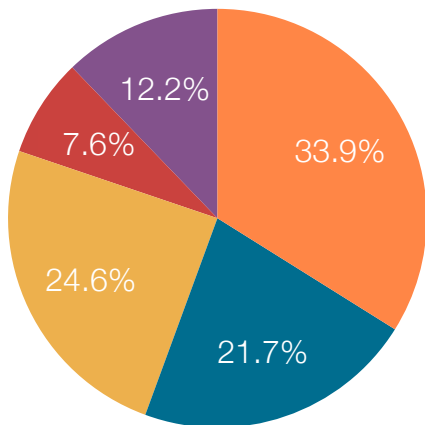
Uthuru Wasanthaya was launched in 2009 with a focus on three main aspects - security, resettlement and infrastructure development, to be implemented in three stages - a 180 day plan, short term plan and long term plan.

Please state to what extent the following conditions have changed in the Northern Province over the last four years?



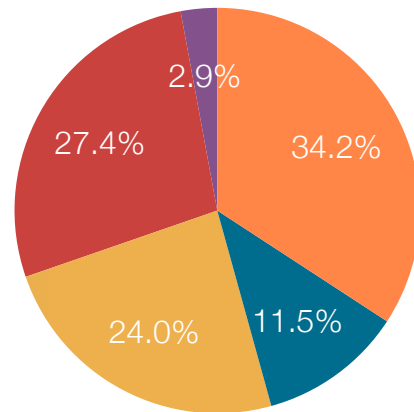
With regard to the upcoming NPC elections, which party do you think will win?

- TNA
- UPFA
- Don't know/Not sure
- Other
- No response



Do you think the NPC elections will be free and fair?

- Yes
- No
- Maybe
- Don't Know/Not sure
- No response



When selecting your candidate, what is the most important factor that matter to you?

- Involvement in community service/village development – **26.4%**
- Honest and suitable candidates with good policies – **26.1%**

METHODOLOGY

This poll was conducted among 617 registered voters in the Northern Province. 54.5% of respondents were male and 45.5% were female. The sample was spread across the 5 districts in the Northern Province (Jaffna, Mullaitivu, Kilinochchi, Vavuniya and Mannar) using Population Proportionate Sampling based on the 2010 Census of the Northern Province. Ethnic proportions were accounted for. The sample was stratified across districts and within each district electorates were selected randomly. 60 respondents were selected in each selected electorate using the snowball method due to the current situation in those areas. However, up to the selection of electorates, random sampling techniques were employed. Fieldwork was conducted by 11 field researchers from 5 – 15 August 2013.

SOCIAL INDICATOR

105, Fifth Lane, Colombo 3, Sri Lanka | Tel: 0094 112370472/6 | Fax: 0094 112370476
info@cpasocialindicator.org | <http://www.cpalanka.org/survey-research/>